

Explorers: Knowledge Organiser: Autumn 1: Happy to be me!

Our books of the week this half term are: ↓



Pete the Cat – Rocking in my school Shoes Barbara throws a wobbler
Through these books the children will be exploring their emotions – how to express their feelings and recognise their friend's emotions.
Vocabulary: excited, worried, emotional, glum, homesick, upset, cheerful

Don't be scared and Look up
These books explore our feelings, dreams, family time and relationships
Vocabulary: brave, fear, strong, courage, hero, feelings, space, meteor, rocket, sky, observe, shooting star

What makes you do that? And Geoffrey Gets the jitters
These books are about emotions and behaviour. The stories will guide us through managing our feelings, worries and talking about how we feel.
Vocabulary: response, choice, reaction, calm, angry, upset, self-control, friends, teamwork, giggles, confidence, trust

Binny's Diwali
We will find out about the celebrations for Diwali and also share what we celebrate at home.
Vocabulary: Diwali, celebration, light, diva, sweets, pattern, festival, family, story, tradition

Possible learning experiences:
Tour of the school, creating a photo montage of our school, rules and routines, creating our own 'maps' learning about the roles of important people in our school. Learning about our feelings and emotions.

Possible learning experiences:
Learning about space, stars, planets and rockets. We will find out about Mae Jemison. We will think about what we would like to be when we grow up. We will set up a space station role-play area.

Possible learning experiences:
Learning about different feelings we have, create a calm-down kit, think about what our expressions tell us, create a class map to show where and when different emotions appear. Have opportunities to draw and mark-make. To think about how our bodies feel, to learn calm breathing techniques and how they affect our bodies.

Possible learning experiences:
We will share our own experiences of celebrations. Find out about the story of Diwali, try different foods, learn why light is important, make decorations and cards.

How can you learn at home?

Encourage independence – Teach your child how to get dressed independently, including putting on their own shoes and coat, doing up zips and buttons.

Our Family – Can you name the members of your family? Can you talk about the things you like to do as a family? Create a picture of your family/ make a family tree. What special celebrations have you shared together as a family?

- ★ Find a photograph of your family and bring it to school to share with your class during our first week together – 25th August. We would like to display these in our class too.
- ★ Learn the order of the planets!
- ★ Talk with my family about what makes me happy, sad, angry or excited.

Singing/Rhymes
Practise singing nursery rhymes.

Songs / Rhymes – we join in with these rhymes songs and actions everyday

Days of the week – BBC Supermovers



20 Nursery Rhymes to sing along too.



Practising Dough Disco moves

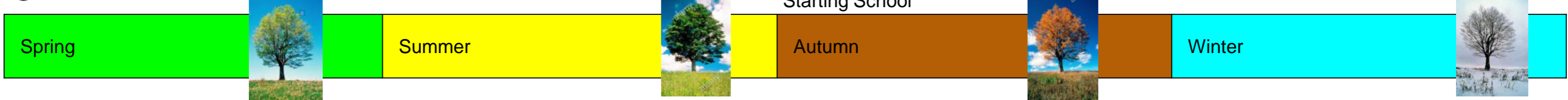


Celebrating

Dot Day – Monday 15th September

A day of celebrating our creativity – painting, drawing and much more....

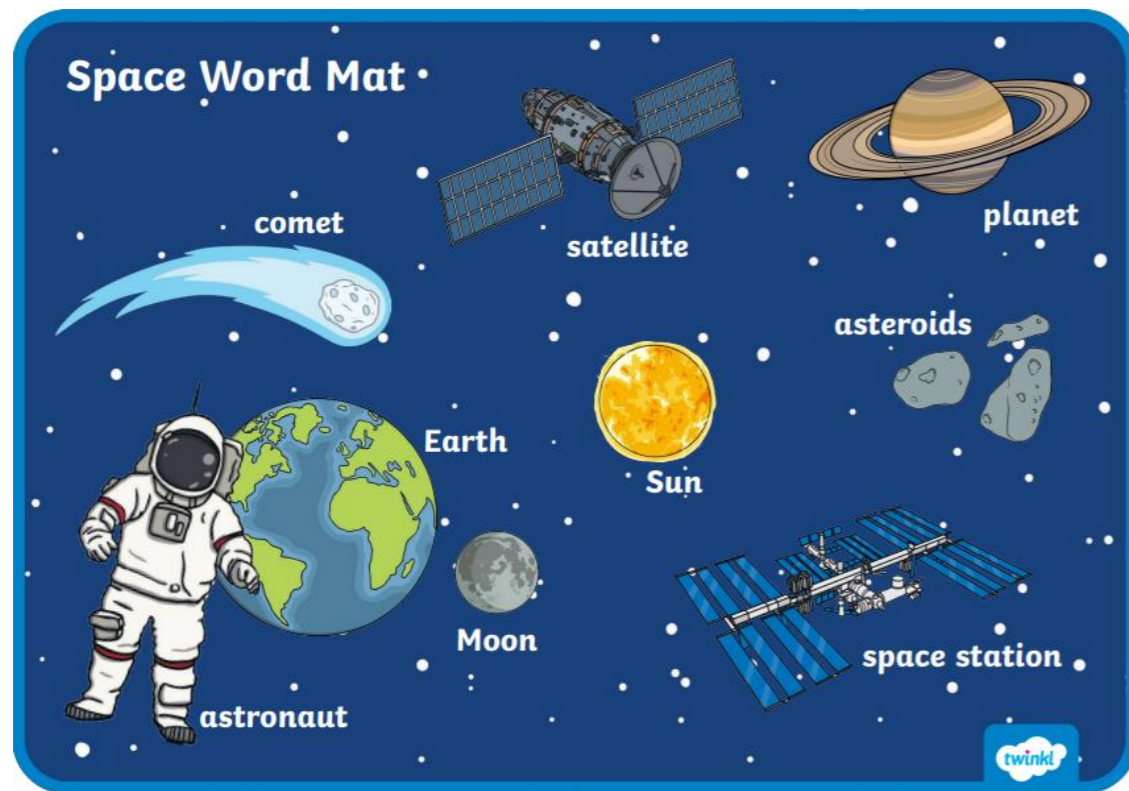
Please click on the QR codes for links...



Key Vocabulary:

Music: What is the Pulse? It is the regular heartbeat of a song.

I can keep a steady pulse with some accuracy.
I can move in response to music.



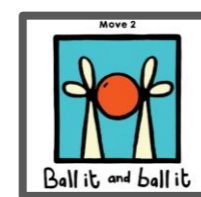


Physical Development: Gross and Fine motor Skill

Squiggle while you wiggle : Gross and fine motor movement using large movements daily to initially create zigzags, circles, rainbows etc developing to letter formation.



Dough Disco: Fine motor control using dough to practise squeezing, balling the dough, separating each finger to push the dough and also rolling a sausage shape – see the QR code link for a video to practise at home.



Physical Development:

In our PE sessions we will be playing listening and attention games. The children will learn to listen to instructions, to negotiate the space around them and their friends, carefully changing direction etc. Developing these skills will help them to manage the school day successfully. Helping them to master our routines such as lining up and queuing, mealtimes, personal hygiene etc.

Expressive Arts and Design: Art /D&T

Painting and drawing: We will be learning how to use colours for a purpose and specific tools for creating lines and circles to represent shapes and objects.

We will be choosing colours for a purpose when we are learning how to draw a self portrait – we will revisit this every term to see how we are developing our skills.

We will learn how to choose and use the best materials to create models and pictures, how to join to make models (and to tidy things we have used away so they are there the next time we want to use them!)


Maths: number, matching, sorting and comparing

This term we will be comparing, sorting and matching amounts and recognising numbers to 5.

Subitising is a word we will be learning and means the rapid and accurate recognition of amounts of items.

We will learn to create patterns, start to understand shape, develop our spatial awareness and use of measures.

Can you play subitising dice or card games at home? 🏠



Literacy: Reading

We will spend time talking about the concepts of print in stories we share

Phonics: Level 1 – hearing initial sounds, oral blending.

Level 2 – learning to recognise, say the sound/name, blend to make a word and write single letters.

When we are ready we will start to bring reading books home.

Oral blending – this is when you blend the sounds together to say the word (cat). We use robot arms to help us hear each sound and blend to make a word.

Literacy: Writing:

We will spend time making BIG moves in our 'Squiggle while you wiggle' sessions to practise writing shapes and strengthen our muscles ready for writing.

We will be working on how we hold a pencil (pencil grip) and make sure we form letters correctly in our name and give meaning to the marks and symbols we create.

We will have a message centre, the heart of our writing space, where there will be resources for us to use to write and then hide messages for our friends.

Tripod pencil grip



PSED: We are all different
Red Rockets and Rainbow Jelly:
Respectful friendships.
What would life be like if we all liked the same things?
Is it ok to be different?



RE: Being special
You be You, Super Duper you and What makes me a me?
What makes me, me?
Where do I belong?
Thinking about what makes us different and why this is important and special.

